

# INFLATABLE

2014



WARNING!

DRAGON AGE

## ABOUT US

Located in Southern China, Swiftech Company Ltd. is a world leading manufacturer of high quality inflatables.

Our combination of experience in advanced machinery production along with extensive market research create the most innovative, attractive and durable commercial inflatables.

With our strong team of over 800 skilled workers and an efficient R&D department, and by operating an ISO 9001:2008 compliance Quality Management System, we pride ourselves on providing:

1) Quality products    2) Competitive pricing    3) Realistic time-lines

Our high quality products are also available in a wide variety of bright colors, shapes, sizes and functions.

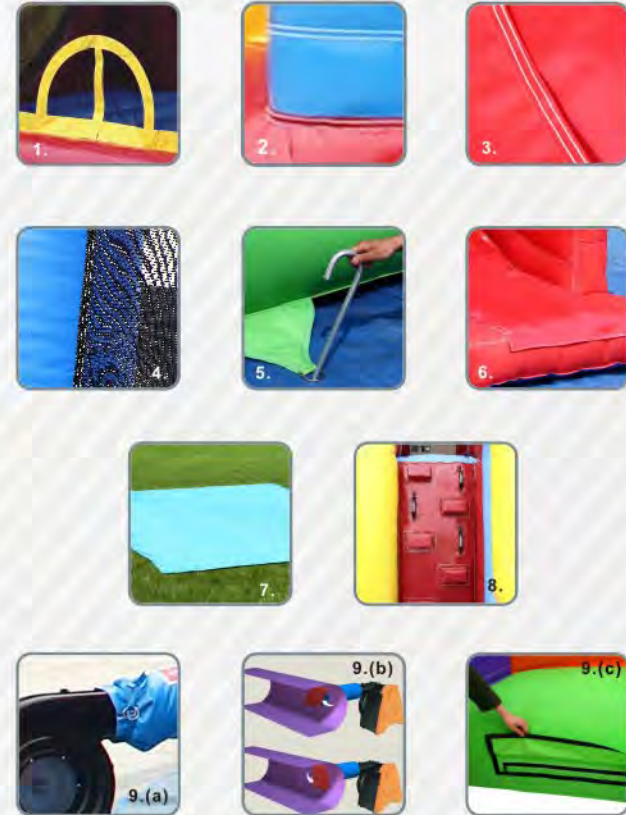
We dedicate ourselves to produce the best quality inflatable products at the most competitive prices.

We sincerely invite all interested companies to contact us for more information. We look forward to supplying you in the near future.




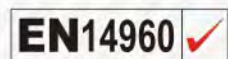
## FEATURURES ABOUT HAPPYHOP PRO COMMERCIAL INFLATABLES

1. Open area net/mesh well protected.
2. Reinforcements in stress areas.
3. Double Stitches and quadruple seams sewing workmanship which can withstand great force and resistance.
4. Manufactured with Webbing on high load seams where necessary to ensure great resistance.
5. Metal stakes and metal ring anchor points for tether purpose to ensure product stability and safe enough in daily use and even when wind hits the product.
6. Slide cover to enhance smooth when sliding, and reduce wear and tear.
7. Ground sheet to avoid product be scratched or getting dirty.
8. High quality foam steps used on all walkways and climbs.
9. Inflation and Deflation System:
  - The inflation system is comprised by the inflatable hose where the blower is connected the inflatable product. (refer to picture 9.(a))
  - Deflation is very important; all Happyhop Pro Commercial inflatables include a backflow flap to slowdown the escape of air from the unit in the event of blower failure. The flap can have the unit stand for enough time in order to allow participants an orderly exit from the product. (refer to picture 9.(b)). There're also zippers and Velcro seams for deflation. (refer to picture 9.(c))



## SAFETY AND STANDARDS

All our commercial inflatable materials comply with standards of ASTM F963, EN71, EN14960, certified flame-resistant or nonflammable by the National Fire Protection Association NFPA-701, and BS 5438. Our blowers strictly comply with standards of UL 507, RoHS, CE, EMC, GS, BS.



# CONTENT

## SWIFTECH 2014



04



05



06



07



08



09



10



11



12



13



14



15



16



17



18



19



20



21



22



23



24



25



26




27



32



33



28



29



30



31



34



35



36



36




37



38

Table of Item Numbers & Pages

Item No.	Page
1001	14
1002	09
1002A	10
1003C	36
1004N	18
1010	13
1011	24
1012	25
1012A	26
1012F	27
1013	34
1015	07
1016	08
1017	11
1017J	12
1019N	17
1020	16
1020P	15
1021N	22
1024	33
1028	37
1031N	05
1032	04
1033	35
1034	38
1035	29
1036	32
1037	31
1038	28
1105	06
1112	30
1118	21
1121	19
1131N	23
1205	20



1032

**BACK TO 1,000 BC**

19'(L) X 19.4'(W) X 17'(H)  
5.8 X 5.9 X 5.2m



AGE



MAXIMUM  
PLAYERS: 6



PLAYER'S  
HEIGHT



Max  
900  
lbs  
WEIGHT  
LIMIT

1031N

Dragon Age

18'(L) X 17'(W) X 15'(H)  
5.5 X 5.2 X 4.6m


AGE	MAXIMUM PLAYERS:5	PLAYER'S HEIGHT	WEIGHT LIMIT

05



WITH DETACHABLE RAINROOF





1105  
**Obstacle Castle Racer**  
 20'(L) X 8.5'(W) X 10.5'(H)  
 6.1 X 2.6 X 3.2 m

- AGE
- MAXIMUM PLAYERS: 3
- PLAYER'S HEIGHT
- WEIGHT LIMIT

# COMBOS



Crawl



Climb



#1015



Slide



Obstacle



1015  
Super Fun Zone

23.6'(L) X 14.8'(W) X 12'(H)  
7.2 X 4.5 X 3.65m

- AGE: 3+
- MAXIMUM PLAYERS: 6
- PLAYER'S HEIGHT: 3'-5.6"
- WEIGHT LIMIT: Max 900 lbs

07



1016  
Dual Lane Slide

22.3'(L) X 20.3'(W) X 11.5'(H)  
6.8 X 6.2 X 3.5m

 AGE	 MAXIMUM PLAYERS: 6	 PLAYER'S HEIGHT	 Max 900 lbs WEIGHT LIMIT
--	---	--	--



09



1002  
**Super Dual Lane Slide  
 n Bouncer**

35.8'(L) X 13'(W) X 16'(H)  
 10.9 X 4 X 4.8m

- AGE: 3+
- MAXIMUM PLAYERS: 6
- PLAYER'S HEIGHT: 3'-5.6"
- WEIGHT LIMIT: Max 900 lbs



COMBOS



#1002A



1002A  
**Rock n Roll Double  
Lane Slide n Bouncer**

35.8'(L) X 13'(W) X 18'(H)  
10.9 X 4 X 5.6m

AGE	MAXIMUM PLAYERS: 6	PLAYERS HEIGHT	WEIGHT LIMIT



Slide



Climb



Bounce

10



#1017



11



Climb



Basketball Hoop



Slide



Climb



1017  
**Super Bouncer with  
Double Slide**

17'(L) X 15.4'(W) X 10'(H)  
5.2 X 4.7 X 3.05m



AGE



MAXIMUM  
PLAYERS: 5



PLAYER'S  
HEIGHT



Max  
750  
lbs  
WEIGHT  
LIMIT



1017J  
**Jungle Super Bouncer  
 with Double Slide**

17'(L) X 15.4'(W) X 10'(H)  
 5.2 X 4.7 X 3.05 m

- AGE 3+
- MAXIMUM PLAYERS: 5
- PLAYER'S HEIGHT 3'-5'6"
- WEIGHT LIMIT Max 750 lbs

# COMBOS



13

1010  
**3 in 1 Bouncer n Slide**  
23'(L) X 17'(W) X 12.5'(H)  
7 X 5.2 X 3.8m

- AGE: 3+
- MAXIMUM PLAYERS: 4
- PLAYER'S HEIGHT: 3'-5'6"
- WEIGHT LIMIT: Max. 600 lbs



1001  
**Obstacle Course Slide**

26'(L) X 11.5'(W) X 10'(H)  
8 X 3.5 X 3.1m





Dry

15

1020P  
**Sailing Slide Bouncer  
with Detachable Pool**

26.8'(L) X 15'(W) X 12.5'(H)  
8.2 X 4.55 X 3.8m



AGE



MAXIMUM  
PLAYERS: 5



PLAYER'S  
HEIGHT



Max  
750  
lbs  
WEIGHT  
LIMIT



Wet





1020

**Steamboat Slide n Bouncer**

21.6'(L) X 15'(W) X 12.5'(H)  
6.6 X 4.55 X 3.8 m

- 3+  
AGE
- MAXIMUM PLAYERS: 5
- 3'-5.6"  
PLAYER'S HEIGHT
- Max. 750 lbs  
WEIGHT LIMIT



16





#1019N ★

WITH DETACHABLE  
RAINROOF

1019N  
**Ocean World Climb n  
Slide Bouncer**

16.5'(L) X 14'(W) X 10.5'(H)  
5.1 X 4.3 X 3.2 m

- AGE 3+
- MAXIMUM PLAYERS: 4
- PLAYER'S HEIGHT 3'-5.6'
- WEIGHT LIMIT Max 600 lbs



Slide ★



Basketball Hoop ★





1004N  
**Safari Super Bouncer  
with Slide**

21'(L) X 11.8'(W) X 9.8'(H)  
6.45 X 3.6 X 3 m



AGE



MAXIMUM  
PLAYERS: 4



PLAYER'S  
HEIGHT



Max.  
600  
lbs  
WEIGHT  
LIMIT



1121  
**Super Bouncy  
House n Slide**



15.4'(L) X 13'(W) X 10'(H)  
4.7 X 4 X 3 m

- |  |  |  |  |
|--|--|--|--|
| <br>8+<br>AGE | <br>MAXIMUM<br>PLAYERS: 4 | <br>3'-5.8"<br>PLAYER'S<br>HEIGHT | <br>Max.<br>600<br>lbs<br>WEIGHT<br>LIMIT |
|--|--|--|--|



1205  
**Super Castle Bouncer  
with Double Slide**

21'(L) X 15'(W) X 14'(H)  
6.3 X 4.5 X 4.2m





21

1118  
Party Obstacle Bouncer

15.5'(L) X 13'(W) X 11'(H)  
4.7 X 4 X 3.47m

-  AGE
-  MAXIMUM PLAYERS: 4
-  PLAYER'S HEIGHT
-  WEIGHT LIMIT





COMBOS



Slide



Basketball Hoop



#1021N

WITH DETACHABLE RAINROOF

1021N  
Super Bouncer n Slide

15.4'(L) X 13'(W) X 10'(H)  
4.7 X 4 X 3 m



AGE



MAXIMUM PLAYERS: 4



PLAYER'S HEIGHT



WEIGHT LIMIT



Crawl



Climb

# BOUNCERS



WITHOUT DETACHABLE  
RAINROOF

1131N  
**Castle of Ancient Time**

14.6'(L) X 11.3'(W) X 13'(H)  
4.45 X 3.45 X 4m



23





1011  
**Super Bounce House**

16'(L) X 13'(W) X 11'(H)  
4.9 X 4 X 3.3 m



25



1012

**Aquarium Super Bouncer**

16'(L) X 13'(W) X 10'(H)  
4.9 X 4 X 3.1 m



AGE



MAXIMUM  
PLAYERS: 4



PLAYER'S  
HEIGHT



WEIGHT  
LIMIT



1012A  
**Clown Super Bouncer**

16'(L) X 13'(W) X 10'(H)  
4.9 X 4 X 3.1 m



3+

AGE



MAXIMUM  
PLAYERS: 4



3'-5.6'

PLAYER'S  
HEIGHT



Max.  
600  
lbs

WEIGHT  
LIMIT

1012F

**Football Super Bouncer**

16'(L) X 13'(W) X 10'(H)  
4.9 X 4 X 3.1 m



AGE



MAXIMUM  
PLAYERS:4



PLAYER'S  
HEIGHT



Max  
600  
LBS  
WEIGHT  
LIMIT



**WARNING**

1. Do not use if the bouncer is damaged or if the air is leaking.

2. Do not use if the bouncer is wet or if the ground is wet.

3. Do not use if the bouncer is on an uneven surface.

4. Do not use if the bouncer is on a hard surface.

5. Do not use if the bouncer is on a surface that is not level.

6. Do not use if the bouncer is on a surface that is not flat.

7. Do not use if the bouncer is on a surface that is not smooth.

8. Do not use if the bouncer is on a surface that is not clean.

9. Do not use if the bouncer is on a surface that is not dry.

10. Do not use if the bouncer is on a surface that is not safe.

11. Do not use if the bouncer is on a surface that is not suitable.

12. Do not use if the bouncer is on a surface that is not appropriate.

13. Do not use if the bouncer is on a surface that is not recommended.

14. Do not use if the bouncer is on a surface that is not advised.

15. Do not use if the bouncer is on a surface that is not suggested.

16. Do not use if the bouncer is on a surface that is not approved.

17. Do not use if the bouncer is on a surface that is not authorized.

18. Do not use if the bouncer is on a surface that is not permitted.

19. Do not use if the bouncer is on a surface that is not allowed.

20. Do not use if the bouncer is on a surface that is not accepted.

21. Do not use if the bouncer is on a surface that is not agreed.

22. Do not use if the bouncer is on a surface that is not agreed upon.

23. Do not use if the bouncer is on a surface that is not agreed to.

24. Do not use if the bouncer is on a surface that is not agreed to by all parties.

25. Do not use if the bouncer is on a surface that is not agreed to by all parties involved.

26. Do not use if the bouncer is on a surface that is not agreed to by all parties concerned.

27. Do not use if the bouncer is on a surface that is not agreed to by all parties affected.

28. Do not use if the bouncer is on a surface that is not agreed to by all parties impacted.

29. Do not use if the bouncer is on a surface that is not agreed to by all parties involved in the process.

30. Do not use if the bouncer is on a surface that is not agreed to by all parties affected by the process.

31. Do not use if the bouncer is on a surface that is not agreed to by all parties impacted by the process.

32. Do not use if the bouncer is on a surface that is not agreed to by all parties involved in the outcome.

33. Do not use if the bouncer is on a surface that is not agreed to by all parties affected by the outcome.

34. Do not use if the bouncer is on a surface that is not agreed to by all parties impacted by the outcome.

35. Do not use if the bouncer is on a surface that is not agreed to by all parties involved in the final result.

36. Do not use if the bouncer is on a surface that is not agreed to by all parties affected by the final result.

37. Do not use if the bouncer is on a surface that is not agreed to by all parties impacted by the final result.

38. Do not use if the bouncer is on a surface that is not agreed to by all parties involved in the final outcome.

39. Do not use if the bouncer is on a surface that is not agreed to by all parties affected by the final outcome.

40. Do not use if the bouncer is on a surface that is not agreed to by all parties impacted by the final outcome.

41. Do not use if the bouncer is on a surface that is not agreed to by all parties involved in the final result of the process.

42. Do not use if the bouncer is on a surface that is not agreed to by all parties affected by the final result of the process.

43. Do not use if the bouncer is on a surface that is not agreed to by all parties impacted by the final result of the process.

44. Do not use if the bouncer is on a surface that is not agreed to by all parties involved in the final result of the process.

45. Do not use if the bouncer is on a surface that is not agreed to by all parties affected by the final result of the process.

46. Do not use if the bouncer is on a surface that is not agreed to by all parties impacted by the final result of the process.

47. Do not use if the bouncer is on a surface that is not agreed to by all parties involved in the final result of the process.

48. Do not use if the bouncer is on a surface that is not agreed to by all parties affected by the final result of the process.

49. Do not use if the bouncer is on a surface that is not agreed to by all parties impacted by the final result of the process.

50. Do not use if the bouncer is on a surface that is not agreed to by all parties involved in the final result of the process.



1038  
**Jungle Super Bouncer**

10'(L) X 10'(W) X 9'(H)  
3.1 X 3.1 X 2.8 m



AGE



MAXIMUM PLAYERS:3



PLAYER'S HEIGHT



Max 450 lbs  
WEIGHT LIMIT



1035  
**Firework Super Bouncer**

12'(L) X 11.6'(W) X 9'(H)  
3.7 X 3.55 X 2.75 m

 3+ AGE	 MAXIMUM PLAYERS: 3	 3'-5.6" PLAYER'S HEIGHT	 Max 450 lbs WEIGHT LIMIT
--	---	---	--



1112

**Corsair Super Bouncer**

10'(L) X 10'(W) X 9.2'(H)  
3.1 X 3.1 X 2.8 m



AGE



MAXIMUM  
PLAYERS:3



PLAYER'S  
HEIGHT



WEIGHT  
LIMIT

1037

Space Super Bouncer

14'(L) X 12'(W) X 9'(H)  
4.3 X 3.65 X 2.8 m

- AGE
- MAXIMUM PLAYERS: 4
- PLAYER'S HEIGHT
- WEIGHT LIMIT







1036

**Princess Super Bouncer**

12'(L) X 9.8'(W) X 10'(H)  
3.65 X 3 X 3.05 m



AGE



MAXIMUM PLAYERS: 3



PLAYER'S HEIGHT



WEIGHT LIMIT





**1013  
Rainbow Bouncer**

11'(L) X 8.9'(W) X 10'(H)  
3.45 X 2.7 X 3m



AGE



MAXIMUM  
PLAYERS: 3



PLAYER'S  
HEIGHT



Max  
450  
lbs  
WEIGHT  
LIMIT



1033  
**Super Dual Lane Slide**

36'(L) X 13'(W) X 24'(H)  
11 X 4 X 7.3m

-  AGE
-  MAXIMUM PLAYERS: 4
-  PLAYER'S HEIGHT
-  WEIGHT LIMIT





1003C  
Super Clown Slide

21'(L) X 9'(W) X 12.5'(H)  
6.5 X 2.8 X 3.8m

 3+	 MAXIMUM PLAYERS: 2	 PLAYER'S HEIGHT: 3'-5'8"	 Max. 300 lbs WEIGHT LIMIT
--	--	---	--



1003R  
Super Slide



1003  
Super Slide



37



1028  
**Sports Zone**

28'(L) X 13'(W) X 9.2'(H)  
8.5 X 4 X 2.8m





1034  
Fun Center

25'(L) X 17'(W) X 6'(H)  
7.4 X 5.1 X 1.8m

-   
AGE
-   
MAXIMUM PLAYERS: 6
-   
PLAYER'S HEIGHT
-   
WEIGHT LIMIT





**SWIFTECH COMPANY LTD.**

Dongcheng Industrial Zone, Xinping Road,  
Minzhong Town, Zhongshan City,  
Guangdong Province, China, Zip Code: 528441  
Tel: (86 760) 88706802 Fax: (86 760) 88706829  
E-mail: sales@happyhopkids.com ylet@163.net  
Website1: www.happyhopkids.com  
Website2: happyhop.en.alibaba.com